

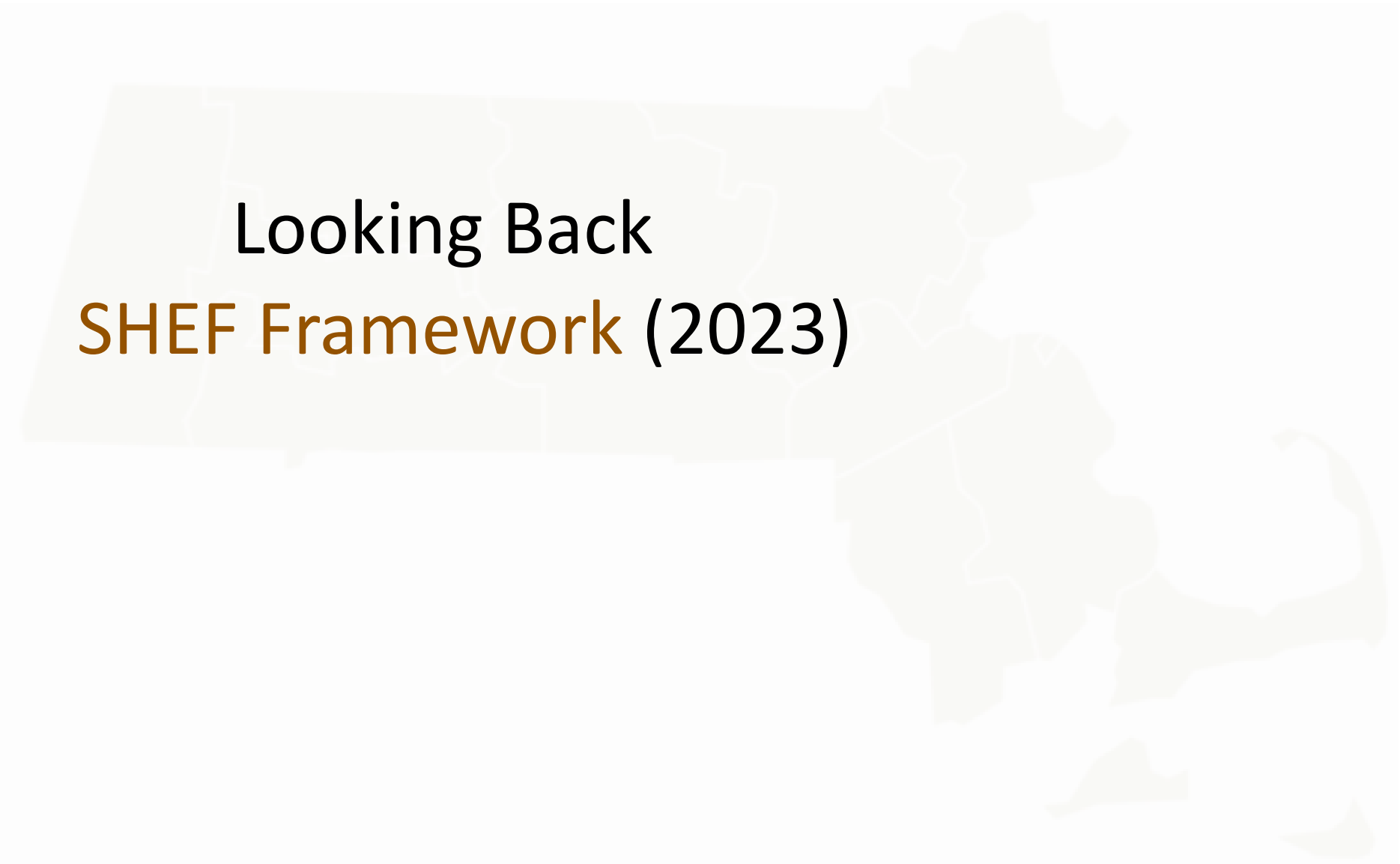


Massachusetts

Board of Higher Education (BHE)

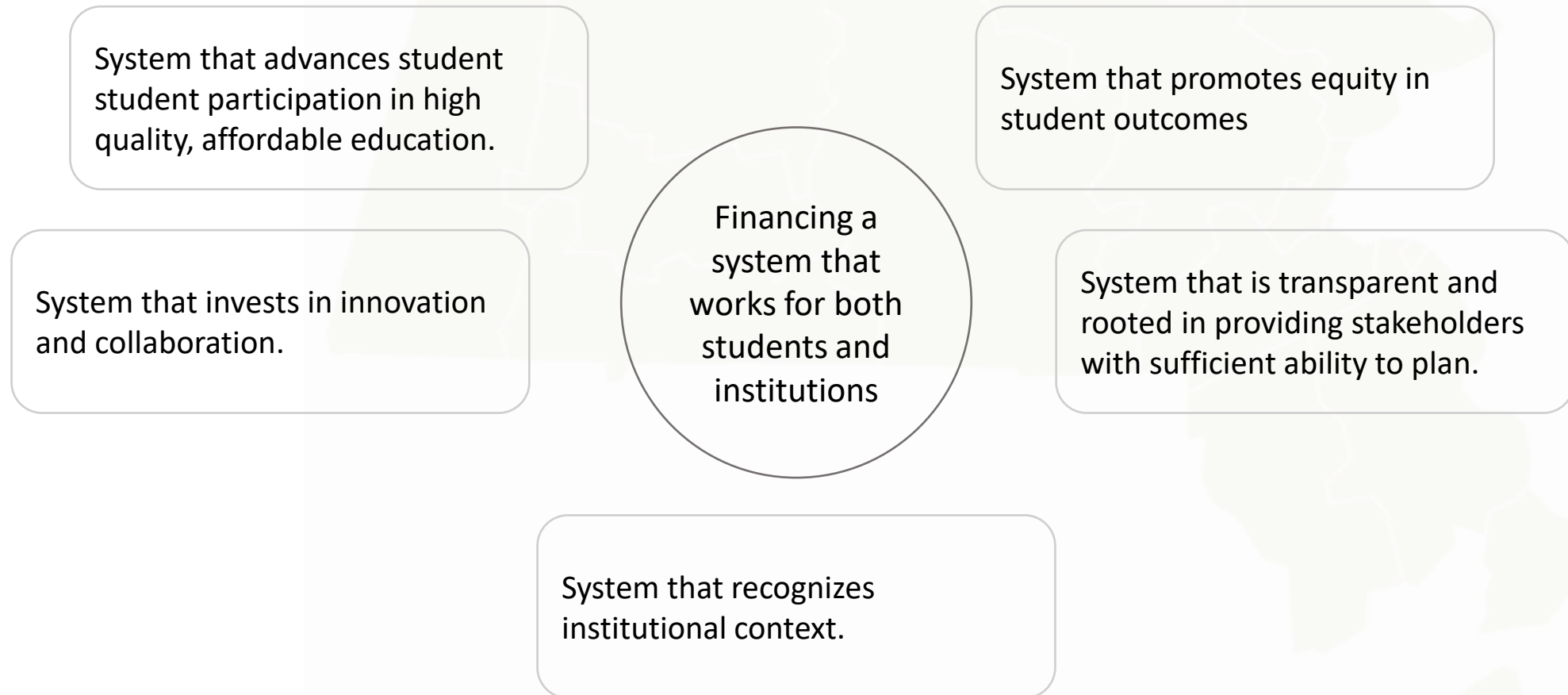
Commissioner's Spotlight

December 12, 2023



Looking Back
SHEF Framework (2023)

SHEF Key Guiding Principles for the System



SHEF Key Goals & Priorities

Accessibility and affordability (Financial Aid)

Resources for student success

Foster innovation and collaboration

Incentivize cost sharing between state and campuses

Increase simplicity, transparency, and predictability for all

Commissioner's Charge (BHE 23-23)

Work with stakeholders to advance the implementation of the SHEF framework through necessary legislative, executive and budgetary actions. And continue to work with the FAAP Advisory Council and to provide regular updates to Board on the Department's progress in this regard.



Revisiting Our State Investments

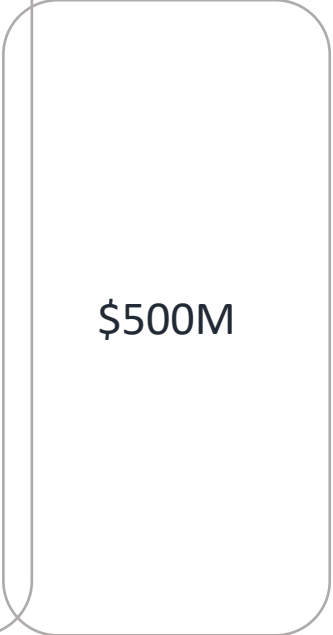
FY24 Budget

**Fair Share
Revenue**



\$1B

**BHE FY24
Funding Request**



\$500M

BHE FY24 Fair Share Funding Priorities

Expand Financial Aid

Support Student Success

Invest in Innovation and Collaboration

Reliable Funding for Institutions

BHE FY24 Fair Share Funding Priorities

Expand Financial Aid	+ \$175 Million
Support Student Success	+ \$164 Million
Invest in Innovation and Collaboration	+ \$25 Million
Reliable Funding for Institutions	+ \$136 Million

BHE FY24 Fair Share Funds (\$500M)

Expand Financial Aid	+ \$175 Million
Support Student Success	+ \$164 Million
Invest in Innovation and Collaboration	+ \$25 Million
Reliable Funding for Institutions	+ \$136 Million

BHE FY24 Fair Share Funds (\$229M)

Expand Financial Aid	+ \$175 Million
	+ \$135 Million
Support Student Success	+ \$164 Million
	+ \$22 Million
Invest in Innovation and Collaboration	+ \$25 Million
	+ \$0
Reliable Funding for Institutions	+ \$136 Million
	+ \$72 Million

FY24 Budget - Detailed Overview

FY24 Education and Transportation Fund

	\$	%
Education:		
Executive Office of Education	105,000,000	11%
Early Education	70,500,000	7%
Elementary and Secondary Education	119,000,000	12%
Higher Education	229,000,000	23%
	523,500,000	52%
Transportation:		
MassDOT, MBTA, RTAs	476,500,000	48%
	476,500,000	48%
Total Budgeted Allocation:	1,000,000,000	100%

Higher Education: \$229M

	\$
Education and Transportation Fund:	
MassGrant Plus Expansion	84,000,000
High Demand Scholarships	25,000,000
MassReconnect	20,000,000
CC Nursing Scholarships	18,000,000
Free CC Capacity Building	12,000,000
Endowment Incentive	20,000,000
Deferred Maintenance Capital Program	50,000,000
	229,000,000
General Fund:	
Early College	3,600,000
Hunger-Free Campus Pilot Program	1,000,000
Inclusive Concurrent Enrollment	1,000,000
High Demand Scholarships	(2,000,000)
Endowment Incentive	(20,000,000)
	(16,400,000)
Total Higher Education Expansion:	212,600,000

FY24 Budget - Detailed Overview

FY24 Education and Transportation Fund

	\$	%
Education:		
Executive Office of Education	105,000,000	11%
Early Education	70,500,000	7%
Elementary and Secondary Education	119,000,000	12%
Higher Education	229,000,000	23%
	523,500,000	52%
Transportation:		
MassDOT, MBTA, RTAs	476,500,000	48%
	476,500,000	48%
Total Budgeted Allocation:	1,000,000,000	100%

Higher Education: \$229M


Financial Aid

	\$
Education and Transportation Fund:	
MassGrant Plus Expansion	84,000,000
High Demand Scholarships	25,000,000
MassReconnect	20,000,000
CC Nursing Scholarships	18,000,000
Free CC Capacity Building	12,000,000
Endowment Incentive	20,000,000
Deferred Maintenance Capital Program	50,000,000
	229,000,000
General Fund:	
Early College	3,600,000
Hunger-Free Campus Pilot Program	1,000,000
Inclusive Concurrent Enrollment	1,000,000
High Demand Scholarships	(2,000,000)
Endowment Incentive	(20,000,000)
	(16,400,000)
Total Higher Education Expansion:	212,600,000

FY24 Education and Transportation Fund

Higher Education: \$104M

	\$
Education and Transportation Fund:	
MassGrant Plus Expansion	84,000,000
MassReconnect	20,000,000



Providing more support for
low-income families

**MASS
Reconnect**

Institutional Segment

Community
Colleges

100 Percent of **Tuition
+ Fees + Books**



25 +

Pell



25 +

Part-Time



25 +

Full-Time



25 +



		MASS Reconnect
Institutional Segment	Community Colleges	
100 Percent of Tuition + Fees + Books	✓	25 +
Pell	✓	25 +
Part-Time	✓	25 +
Full-Time	✓	25 +



	MASS Reconnect	MASSGrant Plus (expansion)
Institutional Segment	Community Colleges	Community Colleges
100 Percent of Tuition + Fees + Books	✓ 25 +	✓
Pell	✓ 25 +	✓
Part-Time	✓ 25 +	✓
Full-Time	✓ 25 +	✓



	MASS Reconnect		MASSGrant Plus (expansion)		
Institutional Segment	Community Colleges		Community Colleges	State Universities	UMASS
100 Percent of Tuition + Fees + Books	✓	25 +	✓	✓	✓
Pell	✓	25 +	✓	✓	✓
Part-Time	✓	25 +	✓	✓	✓
Full-Time	✓	25 +	✓	✓	✓



	MASS Reconnect		MASSGrant Plus (expansion)		
Institutional Segment	Community Colleges		Community Colleges	State Universities	UMASS
100 Percent of Tuition + Fees + Books	✓	25 +	✓	✓	✓
Pell	✓	25 +	✓	✓	✓
Part- and Full-Time	✓	25 +	✓	✓	✓
Non-Pell	✓	25 +	<\$100K	<\$100K	<\$100K

	MASS Reconnect		MASSGrant Plus (expansion)		
Institutional Segment	Community Colleges		Community Colleges	State Universities	UMASS
100 Percent of Tuition + Fees + Books	✓	25 +	✓	✓	✓
Pell	✓	25 +	✓	✓	✓
Part- and Full-Time	✓	25 +	✓	✓	✓
Non-Pell	✓	25 +	<\$100K	<\$100K	<\$100K
Up to 50 Percent of Tuition + Fees		N/A	✓	✓	✓

	MASS Reconnect		MASSGrant Plus (expansion)		
Institutional Segment	Community Colleges	Community Colleges	State Universities	UMASS	
100 Percent of Tuition + Fees + Books	✓ 25 +	✓	✓	✓	✓
Pell	✓ 25 +	✓	✓	✓	✓
Part- and Full-Time	✓ 25 +	✓	✓	✓	✓
Non-Pell	✓ 25 +	<\$100K	<\$100K	<\$100K	<\$100K
Up to 50 Percent of Tuition + Fees	< 25	✓	✓	✓	✓
Full-Time (Only)	< 25	✓	✓	✓	✓

Building Toward a Working Definition of Truly Affordable in MA

	Pell	Non-Pell 25 Years +	Non-Pell < \$100K
Community Colleges	✓	✓	Up to 50%
State Universities	✓	N/A	Up to 50%
UMASS	✓	N/A	Up to 50%

B

Healey announces \$62 million in new financial aid for undergrads at state colleges, universities

colleges' municipalities

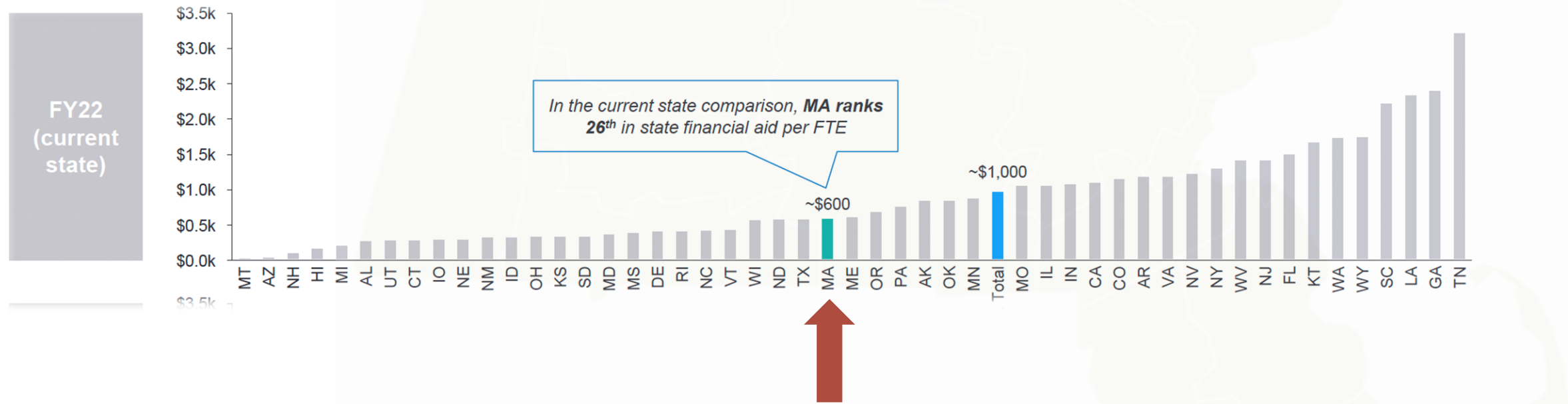


● November 16, 2023

Massachusetts Announces 'Historic' Financial Aid Expansion

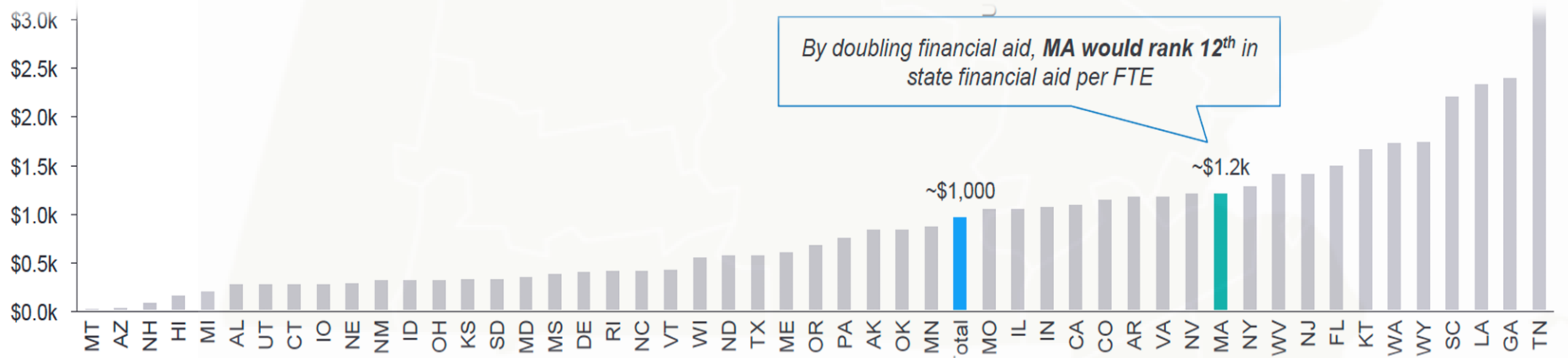
expansion

National Average in Per-Student Financial Aid




National Average in Per-Student Financial Aid

FY22 with a doubling of funding (+\$140m)



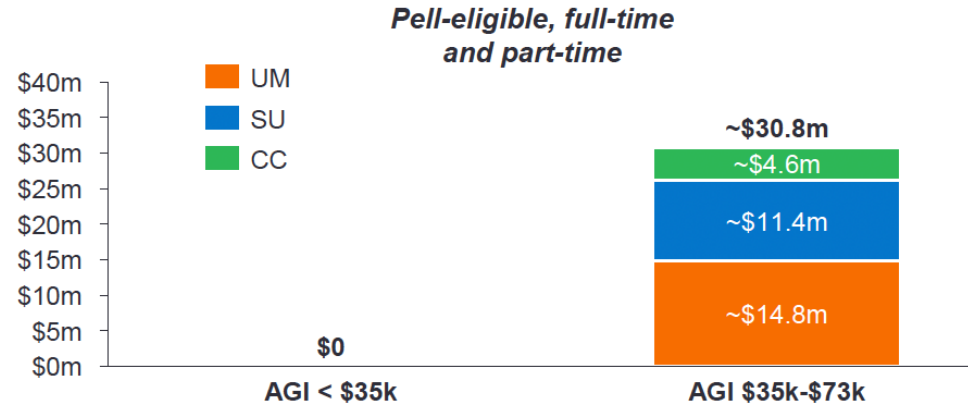
By doubling financial aid, MA would rank 12th in state financial aid per FTE





What's next for the BHE on
College Affordability?

Estimated Costs and how This was Made Possible



	AGI < \$35k	AGI \$35k-\$73k
# student receiving MassGrant Expansion: Overall	0	~13.0k
# student receiving MassGrant Expansion: UMASS	0	~5.6k
# student receiving MassGrant Expansion: SUs	0	~4.0k
# student receiving MassGrant Expansion: CCs	0	~3.4k
Average grant size: Overall	\$0	~\$2.4k
Average grant size: UMASS	\$0	~\$2.7k
Average grant size SUs	\$0	~\$2.8k
Average grant size: CCs	\$0	~\$1.4k
Existing State Aid	\$63.8M	\$38.9M
Existing Institutional Aid	\$51M	\$65.8M

Continue Building Toward a Working Definition of Truly Affordable in MA

	Pell	Non-Pell 25 Years +	Non-Pell < \$100K
Community Colleges	✓	✓	Up to 50%
State Universities	✓	N/A	Up to 50%
UMASS	✓	N/A	Up to 50%

Continue Building Toward a Working Definition of Truly Affordable in MA

	Pell	Non-Pell
		< \$100K
Community Colleges	✓	Full Tuition + Fees + Books & Supplies
State Universities	✓	Full Tuition + Fees + Books & Supplies
UMASS	✓	Full Tuition + Fees + Books & Supplies

Continue Building Toward a Working Definition of Truly Affordable in MA

	Pell	Non-Pell < \$100K	Non-Pell > \$100K
Community Colleges	✓	Full Tuition + Fees + Books & Supplies	Up to 50%
State Universities	✓	Full Tuition + Fees + Books & Supplies	Up to 50%
UMASS	✓	Full Tuition + Fees + Books & Supplies	Up to 50%

Continue Building Toward a Working Definition of Truly Affordable in MA

	Pell	Non-Pell < \$100K	Non-Pell > \$100K
Community Colleges	✓	Full Tuition + Fees + Books & Supplies	Up to 50%
State Universities	✓	Full Tuition + Fees + Books & Supplies	Up to 50%
UMASS	✓	Full Tuition + Fees + Books & Supplies	Up to 50%

Continue Building Toward a Working Definition of Truly Affordable in MA

	Pell	Non-Pell < \$100K	Non-Pell > \$100K
Community Colleges	✓	Full Tuition + Fees + Books & Supplies	Up to 100%
State Universities	✓	Full Tuition + Fees + Books & Supplies	Up to 50%
UMASS	✓	Full Tuition + Fees + Books & Supplies	Up to 50%

Considerations



What is the best way to prioritize state resources?

How do we ensure that state resources are directed at students with the highest financial need?

How can we be more intentional about stepping into universal free college in MA?

How far are we willing to broaden the AGI bandwidth, while remaining the leader in need-based aid for all learners in MA?

A faint, light-colored map of the state of Massachusetts is visible in the background, showing its geographical outline and internal county boundaries. The map is centered horizontally and occupies the middle portion of the slide.

Building on our **Key Goals & Priorities**

SHEF Key Goals & Multi-Year Priorities

Accessibility and Affordability (Financial Aid)

Resources for Student Support and Success

Foster Innovation, Infrastructure, and Collaboration

Accountability & Performance

Financial Stability and Sustainability (i.e., cost containment, etc.)



Next Steps

**Thank You and
Well Done to the BHE!**